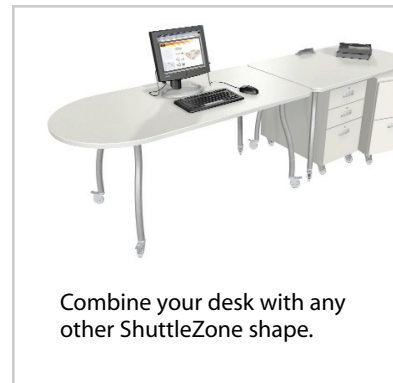



# ShuttleZone Latching Pairs




SHUTTLEZONE CONFERENCE DESK  
with Pedestal Legs on Casters and Wire Tray / Modesty Panel

SHUTTLEZONE STORAGE RETURN  
in extended 72" length with locking file drawer



LATCHING DESK SHAPES



Straight Desk

Conference Desk

Three sizes: 30x54, 30x60, 30x72

Combine Latching Desks with Storage Returns or with dozens of other ShuttleZone shapes ▶

DESK LEG STYLES

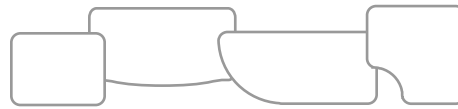


S-Leg

Arc Leg

Pedestal Leg

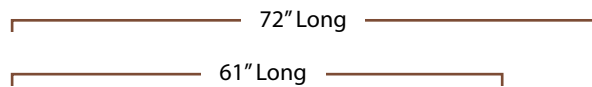
Casters or Glides



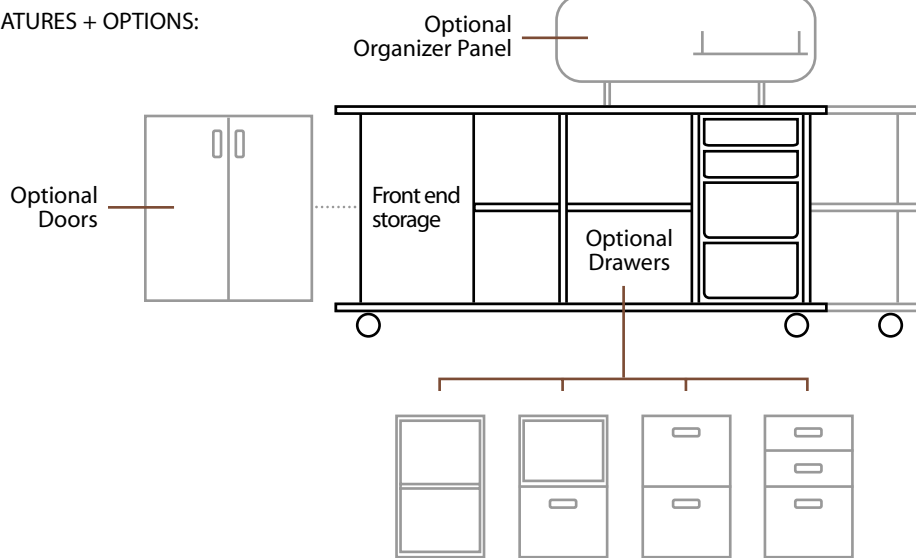
LATCHING STORAGE RETURNS

24D X 29H

2 LENGTHS:



FEATURES + OPTIONS:



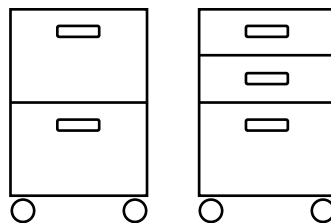
Included: four tote trays (two 3" / two 6"), integrated wire management, one adjustable shelf in front end storage area, casters, ShuttleLatch. Locks included on all optional drawers and doors.

MOBILE STORAGE PEDESTALS

15W x 18D x 27H (sized to roll beneath 29" desks)

2 FORMATS:

- Two Drawer (File/File)
- Three Drawer (Box/Box/File)



OVERVIEW:

Mobile, technology-friendly desks and storage units that instantly connect with the patented push-button ShuttleLatch. Use pieces alone or combine shapes.

STANDARD FEATURES:

- ShuttleLatch connector on all desks and on Storage Return
- Rugged desk construction:
  - premium hardware
  - 14-gauge steel legs
  - metal-to-metal bolted connections throughout
  - PVC banded worksurfaces
- Rugged storage construction:
  - steel-reinforced high-density particle board
  - vertical and horizontal bumper protection
  - rugged PVC edging
  - premium, heavy-duty hardware throughout

DESK OPTIONS:

- Two shapes in three sizes
- Choice of leg styles
- Glides or heavy-duty casters
- Modesty height wire tray
- Worksurface grommets
- Power/data miniport
- CPU holders
- Sliding keyboard trays
- Pencil drawers
- Mobile storage pedestals
- Many color choices

STORAGE RETURN OPTIONS:

- Locking drawers
- Upper organizer panel
- Locking front-end doors
- Many color choices

800.411.1979  
www.shuttlefurniture.com